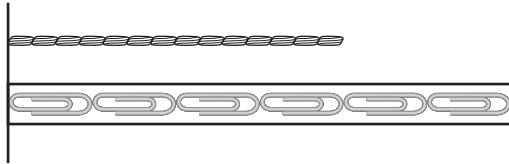


Name _____

Choose the correct answer.


1. Use the paper clip ruler to measure.



How long is the yarn?

- about 6 
- about 5 
- about 4 
- about 3 

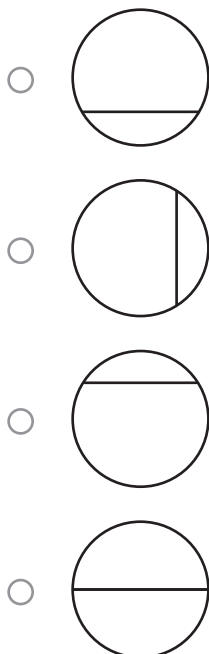
2. The clock shows when Macy wakes up.




What time is it?

- 7:00
- 8:00
- 7:30
- 12:00

3. Which shape shows 2 equal shares?







4. Ellen uses  to measure the length of an object. Which object did she measure?

- a bed
- a stapler
- a door
- a printer

GO ON 

Name _____

5. Which yarn is the longest?

- 
- 
- 
- 

6. Use the tally chart to answer the question.

Favorite Lunches	
Food	Tally
Salad	III
Pizza	
Sandwich	II

How many children chose pizza?


- 10
- 5
- 3
- 2

7. Use the paper clip ruler to measure.



How long is the stick?

- about 2 paper clips
- about 3 paper clips
- about 4 paper clips
- about 5 paper clips


8. Parker uses a  to measure an object. Which object did he measure?

- an eraser
- a glue stick
- a desk
- a marker



Name _____

9. Use the picture graph to answer the question.




Each  stands for 1 child.

How many children chose oranges?

- 3 5
 4 6





10. Use the bar graph to answer the question.



How many more puppies than kittens are there?

- 1 more 3 more
 2 more 4 more

11. Which shape has 3 sides?

- 
 
 
 

12. The clock shows when Zoe gets home.



What time is it?

- 3:00 4:00
 3:30 4:30

GO ON 

Name _____





13. Use the tally chart to answer the question.

Our Favorite Drinks	
Drink	Tally
Milk	II
Juice	III
Water	III





How many children chose juice?

- 3 5
 4 6

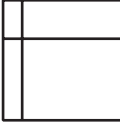


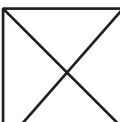
14. Which shape has 4 vertices?

- 
 
 
 

15. Which string is the shortest?

- 
 
 
 


16. Which shape shows 4 equal shares?

- 
 
 
 

GO ON 

Name _____

17. Use the picture graph to answer the question.

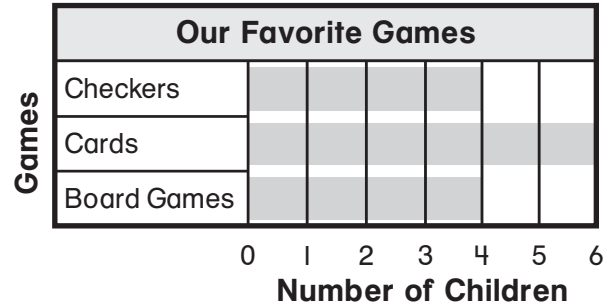


Each  stands for 1 child.

What animal did the most children choose?


- lion
- bear
- tiger
- elephant

18. Use the bar graph to answer the question.



How many children chose cards?

- 3
- 5
- 4
- 6

19. Deakin uses a  to measure an object. Which object did he measure?

- a stove
- a table
- a shoe
- a bookcase

20. The clock shows when Jasmine eats lunch.



What time is it?

- 6:00
- 10:00
- 8:00
- 12:00

GO ON 

Name _____

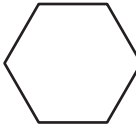



21. Use the paper clip ruler to measure.



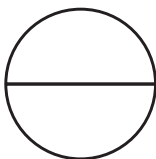
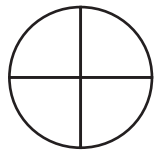
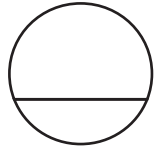
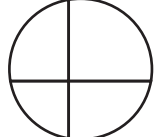
How long is the string?

- about 1 paper clip
- about 2 paper clips
- about 4 paper clips
- about 5 paper clips




22. Which shape has 6 vertices?

- 
- 
- 
- 

23. Which shape shows 4 equal shares?

- 
- 
- 
- 

24. Which ribbon is the **shortest**?

- 
- 
- 
- 